



Round 2
Appin - NSW
19 March 2023



MAXXIS
TYRES

MAXXIS MX3

Moto 2

Date: 19/03/23
Event: R06
Weather: Sunny - Temp: 37C
Track: Rutted

Started at: 13:46:59
Laps: 20 Min + 1 Lap
Starters: 40
Posted at: 14:19

PROVISIONAL CLASSIFICATION

Pos	No	Name	Machine	Laps	Race Time	Behind Leader	Behind Prev	Fastest Lap	On Lap
1	22	Connor TOWILL (NSW) / KTM Newcastle / KTM Aust. / Chris Woods Perform. / Fox Racing	KTM SXF 250	12	22:41.933			1:50.386	11
2	204	Liam OWENS (QLD) / Raceline / Husqvarna / Berry Sweet / TDUB / Maxxis / Motorex / WP / Terrequip	Husqvarna FC 250	12	22:43.069	1.136	1.136	1:50.723	5
3	10	Ky WOODS (NSW) / Gasgas Aust. / Motorex / Troy Lee Designs / Dunlop / ODI / Funnel Web Filters	GasGas MC 250	12	22:47.367	5.434	4.298	1:49.693	2
4	42	Jet ALSOP (QLD) / KTM Aust. / Matrix Unlimited / Motorex / Dunlop / Alpinestars / Oakley	KTM SXF 250	12	22:52.332	10.399	4.965	1:49.504	9
5	23	Byron DENNIS (NSW) / Gasgas Aust. / Troy Lee Designs / Rival ink / ODI Grips / Ride Dunlop / Motorex	GasGas MC 250	12	22:52.587	10.654	.255	1:49.915	12
6	43	Jack MATHER (QLD) / Raceline Performance / Husqvarna M-c Aust. / Berry Sweet / TDUB / Maxxis	Husqvarna FC 250	12	23:05.990	24.057	13.403	1:52.057	2
7	27	Seth BURCHELL (NSW) / YJR Team / GYTR / Scott Goggles / Strike Seats / VP Race Fuel / Just 1	Yamaha YZF 250	12	23:06.320	24.387	.330	1:50.327	9
8	46	Kobe DREW (QLD) / GYTR Yamaha Junior Racing / MPE Suspension / 00 Elite Rider Training / Middys	Yamaha YZF 250	12	23:08.323	26.390	2.003	1:49.969	7
9	294	Koby HANTIS (NSW) / Yamaha Junior Racing / Pro Moto Suspension / VP Racing Fuels	Yamaha YZF 250	12	23:13.698	31.765	5.375	1:51.496	10
10	20	Kayd KINGSFORD (NSW) / Yamaha GYTR Junior Racing Team	Yamaha YZF 250	12	23:18.111	36.178	4.413	1:51.867	6
11	110	Rian KING (QLD)	KTM SXF 250	12	23:44.522	1:02.589	26.411	1:54.679	6
12	75	Travis OLANDER (NSW) / Husqvarna Aust. / R&D Husky / JSL Tracks / Hostile Handwear / Rhino Concrete	Husqvarna FC 250	12	23:45.611	1:03.678	1.089	1:53.843	9
13	82	Cambell WILLIAMS (NSW) / Empire Kawasaki	Kawasaki KX 250	12	24:02.556	1:20.623	16.945	1:54.678	5
14	751	Angus PEARCE (TAS) / Honda Racing Ride Red	Yamaha YZF 250	12	24:11.812	1:29.879	9.256	1:56.398	8
15	621	Deacon PAICE (WA) / Mandurah City Yamaha / TD Granny & Modular Homes / Berry Sweet / Motorex	Yamaha YZF 250	12	24:22.896	1:40.963	11.084	1:57.547	5
16	233	Kallam DYCE (VIC) / Vern Graham Heyfield / Native Concepts / Kevin Doyle / HTD / The Under Class	GasGas MC 250	12	24:23.932	1:41.999	1.036	1:57.428	3
17	76	Hixson MCINNES (NSW) / Honda Junior Development Factory Team	Honda CRF 250	12	24:24.212	1:42.279	.280	1:57.105	6
18	227	Finley MANSON (NSW) / Apro M-sports / 547 Sport Performance / SFC Industries / Ryno Power	KTM SXF 250	12	24:29.806	1:47.873	5.594	1:57.603	3
19	65	Seth SHACKLETON (WA) / BCP Honda Factory Junior Development Team	Honda CRF 250	12	24:31.474	1:49.541	1.668	1:57.101	7
20	375	Jack KENNEY (VIC) / Aust. Asbestos Removals / WelDunne Builders / Alltech Suspension / Bolton M-c	KTM SXF 250	12	24:41.348	1:59.415	9.874	1:59.832	4
21	16	Jacob SALIH (QLD)	KTM SXF 250	12	24:48.454	2:06.521	7.106	1:59.099	4
22	44	Jake RUMENS (WA) / WBR Motorcycles / MX101 Coaching	Yamaha YZF 250	11	22:44.738	1 Lap		1:59.955	5

Scott Laing
Chief Timekeeper - Scott Laing

Mark Hancock
Race Director - Mark Hancock



www.computime.com.au
COMPUTIME RACE TIMING SYSTEMS PTY LTD





Round 2
Appin - NSW
19 March 2023



MAXXIS
 TYRES

MAXXIS MX3

Moto 2

Date: 19/03/23
 Event: R06
 Weather: Sunny - Temp: 37C
 Track: Rutted


Started at: 13:46:59
 Laps: 20 Min + 1 Lap
 Starters: 40
 Posted at: 14:19

PROVISIONAL CLASSIFICATION

Pos	No	Name	Machine	Laps	Race Time	Behind Leader	Behind Prev	Fastest Lap	On Lap
23	274	Oliver PATERNO (NSW) / Port Macquarie M-cycles / DAS Suspension	Yamaha YZF 250	11	22:46.101	1 Lap	1.363	1:59.634	9
24	266	Michael JONES (NSW) / Chris Watson M-c / Rizen Clothing / Atlantic Oils / GCF Contractors	Husqvarna FC 250	11	22:50.724	1 Lap	4.623	2:00.532	4
25	147	Frederick TAYLOR (QLD) / Rising M-sports / Motorcycles R Us / Motorex / Pirelli / Hyperlife Clothing / Gas Gas	GasGas MC 250	11	23:08.165	1 Lap	17.441	2:01.041	2
26	87	Wil CARPENTER (SA) / Go24 Dirt Bike Services	Yamaha YZF 250	11	23:09.576	1 Lap	1.411	2:01.538	5
27	38	Kayden STRODE (VIC) / Honda Aust. / Fly Racing / SKDA / McLeod Access / Somerville M-c / Seaview Prop.	Honda CRF 250	11	23:15.477	1 Lap	5.901	1:59.453	2
28	505	Aidan WADDELL (NSW) / Excite M-sports / MCD Racing	Yamaha YZF 250	11	23:21.970	1 Lap	6.493	2:00.059	6
29	100	Ryan VAN DEVENTER (NT) / Holeshoot Yamaha / Yamaha Aust. / Oates MX / Alpine Stars / Run Off O-board	Yamaha YZF 250	11	23:48.468	1 Lap	26.498	2:01.831	5
30	7	Travis LINDSAY (NSW)	KTM SXF 250	11	23:55.775	1 Lap	7.307	2:00.175	4
31	24	LEVI SAYER (NSW)	Yamaha YZF 250	11	24:04.070	1 Lap	8.295	2:06.069	2
32	45	Koby TATE (QLD) / Penrite / MXRP / Hostile / Blu Cru / Motorcycles R Us / Bundaberg Yamaha	Yamaha YZF 250	11	24:14.860	1 Lap	10.790	1:59.878	9
33	235	Jack BURTON (NSW) / Procycles / Complete Racing Solns / Holeshoot Grahics / Motorcross Madness	KTM SXF 250	11	24:19.914	1 Lap	5.054	2:01.502	6
34	35	Riley PITMAN (SA) / Banks Race Development / AGI Hire / Southern Moto / ThorMX Aust. / SKDA	GasGas MC 250	11	24:22.219	1 Lap	2.305	2:05.604	11
35	251	Regan HOLYOAK (VIC) / Hitch Group / Peter Stevens / Mini Moto / Moto Cred / On Point M-c & Susp.	KTM SXF 250	11	24:27.612	1 Lap	5.393	2:05.887	4
36	261	Luca STEVENS (NSW) / LMS Racing / Coastl M-cycles / Bob & Ben The Tree Men	Kawasaki KX 250	10	24:39.077	2 Laps		2:05.135	5
37	277	Cooper ROWE (NSW) / MX R&D / Thor / R&D Husky / On The Throttle / Swimaway	Husqvarna FC 250	9	23:25.644	3 Laps		2:17.556	3
DNF	267	Kynan ROSSANDICH (NSW) / Carr Bros KTM / New Image Landscapes / Fist / Fox / Readman Civil	KTM SXF 250	7	16:45.792	4 Laps		1:59.385	6
DNF	423	Zac O'LOAN (QLD) / Moto1 M-c / KTM Aust / Fox Racing / Motorex / Dunlop / Bell Helmets	KTM SXF 250	7	16:50.994	4 Laps	5.202	2:03.813	2
DNF	12	Jack BYRNE (TAS) / Penrite / Risemore / Fox Racing / City Bike Centre / Honda Ride Red	Honda CRF 250	6	13:18.146	5 Laps		1:58.159	2

Fastest Lap was 1:49.504 by Jet ALSOP (QLD)

The results are provisional until the end of the time limit for protests and appeals.


 Chief Timekeeper - Scott Laing


 Race Director - Mark Hancock



www.computime.com.au
COMPUTIME RACE TIMING SYSTEMS PTY LTD





Round 2 Appin - NSW 19 March 2023



MAXXIS[®] TYRES

MAXXIS MX3

Moto 2


Date: **19/03/23**
Event: **R06**
Weather: **Sunny - Temp: 37C**
Track: **Rutted**

Started at: **13:46:59**
Laps: **20 Min + 1 Lap**
Starters: **40**
Posted at: **14:19**

PROVISIONAL LAP TIMES

No	Name	Lap 1	Lap 2	Lap 3	Lap 4	Lap 5	Lap 6	Lap 7	Lap 8	Lap 9	Lap 10	Lap 11	Lap 12
7	Travis LINDSAY (NSW)	2:20.980	2:03.431	2:01.303	2:00.175	2:33.094	2:30.397	2:05.874	2:04.239	2:03.295	2:06.625	2:06.362	
10	Ky WOODS (NSW)	2:02.983	1:49.693	1:49.857	2:02.487	1:50.458	1:50.722	1:50.464	1:55.589	1:51.778	1:53.615	1:51.456	1:58.265
12	Jack BYRNE (TAS)	3:19.468	1:58.159	1:59.980	1:59.164	1:59.741	2:01.634						
16	Jacob SALIH (QLD)	2:25.359	2:02.676	2:01.386	1:59.099	2:00.966	2:02.812	2:00.959	2:01.072	2:00.004	2:01.491	2:02.992	2:09.638
20	Kayd KINGSFORD (NSW)	2:07.013	1:54.644	1:54.041	1:54.893	1:54.204	1:51.867	1:54.383	1:57.262	1:55.899	1:58.635	1:58.179	1:57.091
22	Connor TOWILL (NSW)	2:04.621	1:52.556	1:52.589	1:52.795	1:51.481	1:51.272	1:50.488	1:55.540	1:52.430	1:53.382	1:50.386	1:54.393
23	Byron DENNIS (NSW)	2:15.412	1:53.900	1:52.854	1:51.717	1:51.428	1:51.531	1:52.699	1:56.487	1:51.866	1:51.296	1:53.482	1:49.915
24	LEVI SAYER (NSW)	2:28.002	2:06.069	2:06.669	2:06.818	2:06.966	2:24.438	2:10.855	2:08.662	2:06.836	2:10.581	2:08.174	
27	Seth BURCHELL (NSW)	2:21.121	1:57.923	1:55.593	1:51.700	1:51.441	1:52.636	1:51.891	1:54.690	1:50.327	1:51.254	1:54.628	1:53.116
35	Riley PITMAN (SA)	2:39.345	2:08.823	2:13.567	2:09.503	2:07.358	2:14.769	2:12.980	2:10.776	2:10.095	2:09.399	2:05.604	
38	Kayden STRODE (VIC)	2:56.486	1:59.453	2:00.578	2:04.231	2:01.225	2:02.096	2:02.627	2:04.245	2:00.553	2:00.394	2:03.589	
42	Jet ALSOP (QLD)	2:12.353	1:56.235	1:52.314	1:51.709	1:49.930	1:49.872	1:50.797	1:53.711	1:49.504	1:52.626	1:52.075	2:01.206
43	Jack MATHER (QLD)	2:05.691	1:52.057	1:53.565	1:52.590	1:53.123	1:53.350	1:57.151	1:58.072	1:54.739	1:54.278	1:55.496	1:55.878
44	Jake RUMENS (WA)	2:23.078	2:04.415	2:04.746	2:00.561	1:59.955	2:00.858	2:00.800	2:01.137	2:02.297	2:01.396	2:05.495	
45	Koby TATE (QLD)	2:36.667	2:02.701	2:05.991	2:12.139	2:00.177	2:05.670	2:02.046	2:03.710	1:59.878	2:56.671	2:09.210	
46	Kobe DREW (QLD)	2:20.106	2:00.200	1:57.293	1:53.435	1:52.322	1:50.735	1:49.969	1:54.794	1:51.737	1:52.892	1:52.852	1:51.988
65	Seth SHACKLETON (WA)	2:25.828	2:00.763	2:04.724	1:59.622	2:00.112	1:59.783	1:57.101	1:59.405	2:00.303	2:00.684	2:00.240	2:02.909
75	Travis OLANDER (NSW)	2:21.917	1:59.614	1:59.591	1:58.422	1:54.046	1:57.169	1:57.520	1:55.621	1:53.843	1:55.132	1:56.728	1:56.008
76	Hixson MCINNES (NSW)	2:26.849	2:01.953	2:01.309	1:59.537	2:00.518	1:57.105	1:58.281	1:59.184	1:58.474	1:58.448	2:01.128	2:01.426
82	Cambell WILLIAMS (NSW)	2:23.264	1:56.609	2:00.135	1:57.183	1:54.678	1:58.176	1:57.849	1:59.249	1:59.668	1:57.050	1:59.600	1:59.095
87	Wil CARPENTER (SA)	2:31.057	2:05.998	2:10.374	2:02.607	2:01.538	2:01.816	2:03.321	2:03.451	2:04.469	2:02.144	2:02.801	
100	Ryan VAN DEVENTER (NT)	2:37.428	2:05.182	2:06.658	2:01.840	2:01.831	2:15.047	2:08.489	2:07.401	2:08.121	2:07.691	2:08.780	
110	Rian KING (QLD)	2:18.793	1:58.954	1:56.450	1:56.053	1:54.987	1:54.679	1:56.064	1:57.684	1:56.410	1:56.490	1:57.602	2:00.356
147	Frederick TAYLOR (QLD)	2:29.347	2:01.041	2:02.416	2:02.288	2:01.101	2:02.468	2:04.170	2:03.793	2:04.600	2:09.306	2:07.635	
204	Liam OWENS (QLD)	2:10.877	1:52.786	1:51.155	1:51.905	1:50.723	1:51.396	1:51.311	1:53.854	1:51.423	1:53.137	1:51.419	1:53.083
227	Finley MANSON (NSW)	2:10.476	1:57.695	1:57.603	1:58.031	2:04.573	2:04.393	2:02.139	2:02.576	2:03.186	2:03.203	2:03.517	2:02.414
233	Kallam DYCE (VIC)	2:14.724	1:58.549	1:57.428	1:58.502	1:59.875	2:00.235	2:00.817	1:59.940	2:02.460	2:07.258	2:01.149	2:02.995
235	Jack BURTON (NSW)	2:34.447	2:06.668	2:22.125	2:48.350	2:01.522	2:01.502	2:07.546	2:07.786	2:02.241	2:02.890	2:04.837	
251	Regan HOLYOAK (VIC)	2:32.685	2:07.476	2:08.000	2:05.887	2:07.581	2:07.918	2:14.219	2:16.511	2:12.976	2:15.634	2:18.725	
261	Luca STEVENS (NSW)	2:36.111	2:08.481	2:11.179	2:08.403	2:05.135	2:11.043	2:17.769	2:33.603	4:18.555	2:08.798		
266	Michael JONES (NSW)	2:19.479	2:03.102	2:03.901	2:00.532	2:04.895	2:02.118	2:01.517	2:01.729	2:01.375	2:03.732	2:08.344	
267	Kynan ROSSANDICH (NSW)	2:38.188	2:04.281	2:06.105	1:59.696	2:01.786	1:59.385	3:56.351					
274	Oliver PATERNO (NSW)	2:28.856	2:06.406	2:03.086	2:00.923	2:00.700	2:00.049	1:59.706	2:01.487	1:59.634	2:00.069	2:05.185	
277	Cooper ROWE (NSW)	4:00.311	2:23.800	2:17.556	2:22.937	2:29.653	2:27.314	2:25.529	2:25.787	2:32.757			
294	Koby HANTIS (NSW)	2:11.575	1:54.267	1:53.807	1:53.965	1:53.523	1:53.104	1:54.260	1:58.967	1:53.028	1:51.496	1:59.452	1:56.254
375	Jack KENNEY (VIC)	2:16.951	1:59.870	2:02.229	1:59.832	2:01.144	2:01.114	2:01.475	2:03.745	2:03.393	2:05.040	2:01.823	2:04.732
423	Zac O'LOAN (QLD)	2:33.611	2:03.813	2:11.023	3:00.144	2:07.979	2:23.272	2:31.152					
505	Aidan WADDELL (NSW)	2:35.194	2:06.534	2:08.521	2:04.669	2:05.547	2:00.059	2:01.119	2:03.376	2:08.804	2:05.813	2:02.334	
621	Deacon PAICE (WA)	2:24.367	2:00.869	2:01.798	1:59.639	1:57.547	1:58.021	1:59.113	1:58.139	1:59.037	1:58.144	2:02.049	2:04.173
751	Angus PEARCE (TAS)	2:17.900	2:00.719	2:01.785	2:00.379	1:59.796	1:56.792	1:58.016	1:56.398	1:58.550	2:00.649	2:01.149	1:59.679

The results are provisional until the end of the time limit for protests and appeals.


Chief Timekeeper - Scott Laing


Race Director - Mark Hancock



www.computime.com.au
COMPUTIME RACE TIMING SYSTEMS PTY LTD





Round 2 Appin - NSW 19 March 2023



MAXXIS[®] TYRES

MAXXIS MX3 Moto 2

Date: 19/03/23
Event: R06
Weather: Sunny - Temp: 37C
Track: Rutted

Started at: 13:46:59
Laps: 20 Min + 1 Lap
Starters: 40
Posted at: 14:19

PROVISIONAL SPLIT TIMES

Lap	Split 1	Split 2	Split 3	Lap Time	Lap	Split 1	Split 2	Split 3	Lap Time
7 Travis LINDSAY (NSW) (30th)					10	44.337	44.571	32.583	2:01.491
1	1:03.676	44.858	32.446	2:20.980	11	45.231	44.670	33.091	2:02.992
2	47.456	44.838	31.137	2:03.431	12	47.747	47.083	34.808	2:09.638
3	46.000	43.755	31.548	2:01.303	20 Kayd KINGSFORD (NSW) (10th)				
4	44.771	43.578	31.826	2:00.175	1	54.697	42.091	30.225	2:07.013
5	44.657	44.972	1:03.465	2:33.094	2	43.536	40.473	30.635	1:54.644
6	44.381	1:13.079	32.937	2:30.397	3	42.687	40.776	30.578	1:54.041
7	46.262	47.166	32.446	2:05.874	4	43.297	41.656	29.940	1:54.893
8	46.175	45.574	32.490	2:04.239	5	42.802	41.401	30.001	1:54.204
9	45.501	45.061	32.733	2:03.295	6	42.324	40.166	29.377	1:51.867
10	48.143	43.995	34.487	2:06.625	7	42.935	40.481	30.967	1:54.383
11	46.937	45.135	34.290	2:06.362	8	42.421	44.273	30.568	1:57.262
10 Ky WOODS (NSW) (3rd)					9	43.152	41.501	31.246	1:55.899
1	52.899	40.511	29.573	2:02.983	10	43.504	43.914	31.217	1:58.635
2	40.984	39.698	29.011	1:49.693	11	44.155	42.002	32.022	1:58.179
3	40.977	40.052	28.828	1:49.857	12	43.334	42.523	31.234	1:57.091
4	54.009	40.045	28.433	2:02.487	22 Connor TOWILL (NSW) (1st)				
5	41.700	39.539	29.219	1:50.458	1	53.719	41.144	29.758	2:04.621
6	41.268	39.824	29.630	1:50.722	2	42.546	40.100	29.910	1:52.556
7	40.729	40.305	29.430	1:50.464	3	41.376	41.382	29.831	1:52.589
8	41.459	44.364	29.766	1:55.589	4	42.067	41.115	29.613	1:52.795
9	41.159	40.214	30.405	1:51.778	5	42.120	40.170	29.191	1:51.481
10	43.448	40.474	29.693	1:53.615	6	41.472	40.295	29.505	1:51.272
11	41.775	40.104	29.577	1:51.456	7	40.586	39.738	30.164	1:50.488
12	41.092	42.330	34.843	1:58.265	8	41.272	44.635	29.633	1:55.540
12 Jack BYRNE (TAS) (DNF)					9	41.033	40.793	30.604	1:52.430
1	1:16.411	49.217	1:13.840	3:19.468	10	42.637	39.951	30.794	1:53.382
2	43.953	43.065	31.141	1:58.159	11	41.279	39.433	29.674	1:50.386
3	45.948	42.995	31.037	1:59.980	12	41.463	42.462	30.468	1:54.393
4	45.000	43.797	30.367	1:59.164	23 Byron DENNIS (NSW) (5th)				
5	45.848	42.622	31.271	1:59.741	1	1:02.265	43.171	29.976	2:15.412
6	44.606	42.157	34.871	2:01.634	2	42.086	41.594	30.220	1:53.900
16 Jacob SALIH (QLD) (21th)					3	44.291	40.135	28.428	1:52.854
1	1:06.725	45.339	33.295	2:25.359	4	41.416	40.514	29.787	1:51.717
2	46.173	44.058	32.445	2:02.676	5	41.977	39.792	29.659	1:51.428
3	46.028	43.922	31.436	2:01.386	6	42.235	40.281	29.015	1:51.531
4	44.792	43.721	30.586	1:59.099	7	40.831	41.344	30.524	1:52.699
5	44.930	43.896	32.140	2:00.966	8	41.816	44.865	29.806	1:56.487
6	46.374	43.602	32.836	2:02.812	9	41.649	40.958	29.259	1:51.866
7	45.030	43.735	32.194	2:00.959	10	40.957	41.004	29.335	1:51.296
8	45.592	43.621	31.859	2:01.072	11	41.906	41.820	29.756	1:53.482
9	44.900	43.395	31.709	2:00.004	12	41.295	39.365	29.255	1:49.915

Chief Timekeeper - Scott Laing

Race Director - Mark Hancock



www.computime.com.au
COMPUTIME RACE TIMING SYSTEMS PTY LTD



Round 2 Appin - NSW 19 March 2023



MAXXIS[®] TYRES

MAXXIS MX3 Moto 2

Date: 19/03/23
Event: R06
Weather: Sunny - Temp: 37C
Track: Rutted

Started at: 13:46:59
Laps: 20 Min + 1 Lap
Starters: 40
Posted at: 14:19

PROVISIONAL SPLIT TIMES

Lap	Split 1	Split 2	Split 3	Lap Time	Lap	Split 1	Split 2	Split 3	Lap Time
24 LEVI SAYER (NSW) (31th)					5	44.590	43.613	33.022	2:01.225
1	1:06.977	47.187	33.838	2:28.002	6	44.959	44.461	32.676	2:02.096
2	47.284	46.556	32.229	2:06.069	7	45.582	45.639	31.406	2:02.627
3	49.196	45.830	31.643	2:06.669	8	45.279	47.054	31.912	2:04.245
4	48.506	46.188	32.124	2:06.818	9	45.033	44.231	31.289	2:00.553
5	46.905	46.354	33.707	2:06.966	10	44.671	43.473	32.250	2:00.394
6	1:00.069	48.701	35.668	2:24.438	11	47.072	44.585	31.932	2:03.589
7	48.044	49.568	33.243	2:10.855	42 Jet ALSOP (QLD) (4th)				
8	47.999	47.440	33.223	2:08.662	1	59.457	42.528	30.368	2:12.353
9	47.221	46.514	33.101	2:06.836	2	43.966	42.115	30.154	1:56.235
10	47.915	47.317	35.349	2:10.581	3	43.513	39.425	29.376	1:52.314
11	46.366	46.380	35.428	2:08.174	4	42.002	40.094	29.613	1:51.709
27 Seth BURCHELL (NSW) (7th)					5	41.742	39.073	29.115	1:49.930
1	1:04.513	44.279	32.329	2:21.121	6	41.180	39.505	29.187	1:49.872
2	44.043	41.702	32.178	1:57.923	7	41.471	40.060	29.266	1:50.797
3	44.390	41.182	30.021	1:55.593	8	41.998	42.153	29.560	1:53.711
4	42.345	39.763	29.592	1:51.700	9	40.940	38.981	29.583	1:49.504
5	42.255	40.099	29.087	1:51.441	10	41.793	40.131	30.702	1:52.626
6	41.446	41.657	29.533	1:52.636	11	41.944	40.039	30.092	1:52.075
7	41.462	41.159	29.270	1:51.891	12	40.481	41.193	39.532	2:01.206
8	42.056	42.294	30.340	1:54.690	43 Jack MATHER (QLD) (6th)				
9	41.272	39.615	29.440	1:50.327	1	55.173	40.599	29.919	2:05.691
10	42.048	39.673	29.533	1:51.254	2	42.463	40.067	29.527	1:52.057
11	41.506	40.504	32.618	1:54.628	3	41.605	41.817	30.143	1:53.565
12	40.473	42.521	30.122	1:53.116	4	42.062	40.526	30.002	1:52.590
35 Riley PITMAN (SA) (34th)					5	41.417	40.827	30.879	1:53.123
1	1:14.369	50.088	34.888	2:39.345	6	41.679	41.758	29.913	1:53.350
2	49.328	46.524	32.971	2:08.823	7	41.927	43.975	31.249	1:57.151
3	50.389	46.919	36.259	2:13.567	8	42.131	45.104	30.837	1:58.072
4	49.378	46.879	33.246	2:09.503	9	40.905	42.836	30.998	1:54.739
5	47.115	45.737	34.506	2:07.358	10	42.103	41.833	30.342	1:54.278
6	51.112	49.183	34.474	2:14.769	11	43.943	41.266	30.287	1:55.496
7	48.771	51.260	32.949	2:12.980	12	42.883	42.817	30.178	1:55.878
8	49.032	48.264	33.480	2:10.776	44 Jake RUMENS (WA) (22th)				
9	48.020	47.775	34.300	2:10.095	1	1:05.088	45.321	32.669	2:23.078
10	48.629	47.702	33.068	2:09.399	2	46.441	43.995	33.979	2:04.415
11	46.879	45.951	32.774	2:05.604	3	46.857	46.281	31.608	2:04.746
38 Kayden STRODE (VIC) (27th)					4	45.990	43.024	31.547	2:00.561
1	1:15.259	49.163	52.064	2:56.486	5	45.328	43.280	31.347	1:59.955
2	44.626	43.740	31.087	1:59.453	6	46.105	43.172	31.581	2:00.858
3	44.564	43.233	32.781	2:00.578	7	45.923	42.782	32.095	2:00.800
4	47.234	45.915	31.082	2:04.231	8	46.090	42.277	32.770	2:01.137

Chief Timekeeper - Scott Laing

Race Director - Mark Hancock





Round 2
Appin - NSW
19 March 2023



MAXXIS®
TYRES

MAXXIS MX3
Moto 2

Date: 19/03/23
 Event: R06
 Weather: Sunny - Temp: 37C
 Track: Rutted


Started at: 13:46:59
 Laps: 20 Min + 1 Lap
 Starters: 40
 Posted at: 14:19

PROVISIONAL SPLIT TIMES

Lap	Split 1	Split 2	Split 3	Lap Time	Lap	Split 1	Split 2	Split 3	Lap Time
9	46.993	43.829	31.475	2:02.297	75 Travis OLANDER (NSW) (12th)				
10	46.182	43.239	31.975	2:01.396	1	1:05.352	44.169	32.396	2:21.917
11	47.529	44.313	33.653	2:05.495	2	46.342	42.708	30.564	1:59.614
45 Koby TATE (QLD) (32th)					3	44.486	43.853	31.252	1:59.591
1	1:13.818	48.866	33.983	2:36.667	4	46.716	41.511	30.195	1:58.422
2	46.319	44.349	32.033	2:02.701	5	43.270	41.202	29.574	1:54.046
3	46.052	44.794	35.145	2:05.991	6	42.995	43.219	30.955	1:57.169
4	52.644	49.148	30.347	2:12.139	7	44.541	42.068	30.911	1:57.520
5	45.403	44.442	30.332	2:00.177	8	43.224	41.887	30.510	1:55.621
6	48.245	44.580	32.845	2:05.670	9	42.131	41.547	30.165	1:53.843
7	45.530	45.475	31.041	2:02.046	10	42.914	41.452	30.766	1:55.132
8	45.423	46.646	31.641	2:03.710	11	41.790	42.193	32.745	1:56.728
9	45.263	43.033	31.582	1:59.878	12	43.144	42.299	30.565	1:56.008
10	46.460	43.816	1:26.395	2:56.671	76 Hixson MCINNES (NSW) (17th)				
11	48.392	45.817	35.001	2:09.210	1	1:09.017	45.213	32.619	2:26.849
46 Kobe DREW (QLD) (8th)					2	45.540	43.846	32.567	2:01.953
1	1:04.392	43.449	32.265	2:20.106	3	45.865	43.693	31.751	2:01.309
2	43.509	43.149	33.542	2:00.200	4	45.062	43.495	30.980	1:59.537
3	45.099	42.241	29.953	1:57.293	5	45.200	43.347	31.971	2:00.518
4	41.413	41.372	30.650	1:53.435	6	43.916	42.221	30.968	1:57.105
5	42.976	40.191	29.155	1:52.322	7	44.261	42.012	32.008	1:58.281
6	41.415	40.006	29.314	1:50.735	8	44.065	43.620	31.499	1:59.184
7	41.453	39.019	29.497	1:49.969	9	44.152	43.325	30.997	1:58.474
8	41.805	43.511	29.478	1:54.794	10	44.150	42.493	31.805	1:58.448
9	42.971	38.952	29.814	1:51.737	11	45.796	43.564	31.768	2:01.128
10	42.466	40.148	30.278	1:52.892	12	44.246	44.689	32.491	2:01.426
11	42.089	39.733	31.030	1:52.852	82 Cambell WILLIAMS (NSW) (13th)				
12	41.114	39.915	30.959	1:51.988	1	1:06.325	44.513	32.426	2:23.264
65 Seth SHACKLETON (WA) (19th)					2	43.342	41.730	31.537	1:56.609
1	1:07.678	45.296	32.854	2:25.828	3	44.648	43.502	31.985	2:00.135
2	44.510	44.118	32.135	2:00.763	4	44.059	42.486	30.638	1:57.183
3	45.802	46.898	32.024	2:04.724	5	43.211	41.662	29.805	1:54.678
4	45.029	43.514	31.079	1:59.622	6	43.706	43.748	30.722	1:58.176
5	44.601	43.804	31.707	2:00.112	7	43.918	42.829	31.102	1:57.849
6	45.924	43.984	29.875	1:59.783	8	44.566	43.496	31.187	1:59.249
7	43.074	42.857	31.170	1:57.101	9	43.694	44.659	31.315	1:59.668
8	43.988	42.795	32.622	1:59.405	10	43.033	42.818	31.199	1:57.050
9	45.417	43.234	31.652	2:00.303	11	44.153	43.431	32.016	1:59.600
10	45.460	42.657	32.567	2:00.684	12	43.344	43.409	32.342	1:59.095
11	44.407	43.312	32.521	2:00.240	87 Wil CARPENTER (SA) (26th)				
12	45.556	44.430	32.923	2:02.909	1	1:10.954	47.029	33.074	2:31.057
					2	47.519	45.308	33.171	2:05.998

Scott Laing
 Chief Timekeeper - Scott Laing

Mark Hancock
 Race Director - Mark Hancock





Round 2 Appin - NSW 19 March 2023



MAXXIS[®] TYRES

MAXXIS MX3 Moto 2

Date: 19/03/23
Event: R06
Weather: Sunny - Temp: 37C
Track: Rutted

Started at: 13:46:59
Laps: 20 Min + 1 Lap
Starters: 40
Posted at: 14:19

PROVISIONAL SPLIT TIMES

Lap	Split 1	Split 2	Split 3	Lap Time	Lap	Split 1	Split 2	Split 3	Lap Time
3	48.072	46.272	36.030	2:10.374	8	46.447	44.101	33.245	2:03.793
4	45.675	45.029	31.903	2:02.607	9	46.955	44.597	33.048	2:04.600
5	46.173	44.062	31.303	2:01.538	10	50.770	44.806	33.730	2:09.306
6	45.487	44.509	31.820	2:01.816	11	48.049	45.553	34.033	2:07.635
7	45.330	45.965	32.026	2:03.321					
8	45.926	45.129	32.396	2:03.451					
9	49.783	43.286	31.400	2:04.469					
10	45.440	44.753	31.951	2:02.144					
11	44.991	43.924	33.886	2:02.801					
100 Ryan VAN DEVENTER (NT) (29th)					204 Liam OWENS (QLD) (2nd)				
1	1:12.722	49.727	34.979	2:37.428	1	58.267	41.465	31.145	2:10.877
2	48.261	44.057	32.864	2:05.182	2	41.998	41.062	29.726	1:52.786
3	47.703	43.453	35.502	2:06.658	3	42.357	39.708	29.090	1:51.155
4	47.031	42.503	32.306	2:01.840	4	42.602	40.095	29.208	1:51.905
5	46.072	44.377	31.382	2:01.831	5	41.273	39.227	30.223	1:50.723
6	45.733	43.342	45.972	2:15.047	6	41.950	39.480	29.966	1:51.396
7	47.287	47.796	33.406	2:08.489	7	41.287	39.735	30.289	1:51.311
8	47.797	44.523	35.081	2:07.401	8	41.238	43.865	28.751	1:53.854
9	48.596	45.792	33.733	2:08.121	9	40.815	39.925	30.683	1:51.423
10	47.743	44.371	35.577	2:07.691	10	43.487	39.644	30.006	1:53.137
11	46.841	47.373	34.566	2:08.780	11	41.527	39.663	30.229	1:51.419
					12	41.061	40.937	31.085	1:53.083
110 Rian KING (QLD) (11th)					227 Finley MANSON (NSW) (18th)				
1	1:03.429	44.133	31.231	2:18.793	1	57.006	42.155	31.315	2:10.476
2	45.280	42.170	31.504	1:58.954	2	45.315	41.874	30.506	1:57.695
3	44.643	41.535	30.272	1:56.450	3	45.116	41.897	30.590	1:57.603
4	44.166	41.331	30.556	1:56.053	4	44.117	42.251	31.663	1:58.031
5	43.187	41.227	30.573	1:54.987	5	47.626	45.195	31.752	2:04.573
6	42.723	41.628	30.328	1:54.679	6	45.931	46.409	32.053	2:04.393
7	43.141	41.929	30.994	1:56.064	7	45.894	44.126	32.119	2:02.139
8	43.376	43.421	30.887	1:57.684	8	46.674	44.082	31.820	2:02.576
9	43.348	41.945	31.117	1:56.410	9	45.393	45.847	31.946	2:03.186
10	43.464	41.865	31.161	1:56.490	10	45.847	44.757	32.599	2:03.203
11	43.450	41.722	32.430	1:57.602	11	45.672	45.075	32.770	2:03.517
12	43.769	43.642	32.945	2:00.356	12	44.995	44.627	32.792	2:02.414
147 Frederick TAYLOR (QLD) (25th)					233 Kallam DYCE (VIC) (16th)				
1	1:11.042	45.994	32.311	2:29.347	1	59.471	44.782	30.471	2:14.724
2	46.583	43.432	31.026	2:01.041	2	44.130	43.187	31.232	1:58.549
3	45.851	44.491	32.074	2:02.416	3	43.992	43.654	29.782	1:57.428
4	46.656	44.527	31.105	2:02.288	4	44.848	43.302	30.352	1:58.502
5	45.286	43.590	32.225	2:01.101	5	45.737	42.830	31.308	1:59.875
6	45.493	44.713	32.262	2:02.468	6	45.814	43.676	30.745	2:00.235
7	46.436	45.337	32.397	2:04.170	7	46.076	44.011	30.730	2:00.817
					8	45.539	43.393	31.008	1:59.940
					9	45.639	44.956	31.865	2:02.460
					10	47.905	45.963	33.390	2:07.258
					11	45.112	44.292	31.745	2:01.149

Scott Laing
Chief Timekeeper - Scott Laing

Mark Hancock
Race Director - Mark Hancock





Round 2 Appin - NSW 19 March 2023



MAXXIS[®] TYRES

MAXXIS MX3

Moto 2

Date: 19/03/23
Event: R06
Weather: Sunny - Temp: 37C
Track: Rutted

Started at: 13:46:59
Laps: 20 Min + 1 Lap
Starters: 40
Posted at: 14:19

PROVISIONAL SPLIT TIMES

Lap	Split 1	Split 2	Split 3	Lap Time	Lap	Split 1	Split 2	Split 3	Lap Time
12	45.142	44.983	32.870	2:02.995	5	46.939	44.993	32.963	2:04.895
235 Jack BURTON (NSW) (33th)					6	45.782	44.939	31.397	2:02.118
1	1:11.687	49.294	33.466	2:34.447	7	45.545	44.645	31.327	2:01.517
2	47.041	46.879	32.748	2:06.668	8	45.888	43.612	32.229	2:01.729
3	46.201	44.778	51.146	2:22.125	9	46.276	43.597	31.502	2:01.375
4	51.561	53.281	1:03.508	2:48.350	10	45.769	45.124	32.839	2:03.732
5	45.466	43.841	32.215	2:01.522	11	48.608	46.343	33.393	2:08.344
6	45.992	43.352	32.158	2:01.502	267 Kynan ROSSANDICH (NSW) (DNF)				
7	48.248	44.966	34.332	2:07.546	1	1:15.341	47.930	34.917	2:38.188
8	46.747	47.963	33.076	2:07.786	2	45.083	45.454	33.744	2:04.281
9	47.477	43.045	31.719	2:02.241	3	45.562	45.334	35.209	2:06.105
10	46.254	45.317	31.319	2:02.890	4	45.542	42.983	31.171	1:59.696
11	46.388	45.110	33.339	2:04.837	5	46.893	43.255	31.638	2:01.786
251 Regan HOLYOAK (VIC) (35th)					6	44.279	43.207	31.899	1:59.385
1	1:10.358	48.689	33.638	2:32.685	7	45.126	3:11.225		3:56.351
2	46.875	47.387	33.214	2:07.476	274 Oliver PATERNO (NSW) (23th)				
3	46.537	46.226	35.237	2:08.000	1	1:10.137	45.866	32.853	2:28.856
4	47.216	46.077	32.594	2:05.887	2	48.787	45.229	32.390	2:06.406
5	46.782	46.205	34.594	2:07.581	3	45.316	46.687	31.083	2:03.086
6	48.499	46.539	32.880	2:07.918	4	44.800	44.669	31.454	2:00.923
7	46.997	53.794	33.428	2:14.219	5	44.690	44.495	31.515	2:00.700
8	51.930	50.219	34.362	2:16.511	6	45.084	43.862	31.103	2:00.049
9	48.792	49.015	35.169	2:12.976	7	45.078	42.669	31.959	1:59.706
10	49.353	51.191	35.090	2:15.634	8	45.334	43.162	32.991	2:01.487
11	50.975	50.289	37.461	2:18.725	9	44.794	43.575	31.265	1:59.634
261 Luca STEVENS (NSW) (36th)					10	44.763	44.191	31.115	2:00.069
1	1:13.222	48.089	34.800	2:36.111	11	44.746	44.646	35.793	2:05.185
2	48.697	47.297	32.487	2:08.481	277 Cooper ROWE (NSW) (37th)				
3	47.018	47.649	36.512	2:11.179	1	2:29.312	52.373	38.626	4:00.311
4	46.131	48.824	33.448	2:08.403	2	56.053	53.124	34.623	2:23.800
5	46.619	45.579	32.937	2:05.135	3	50.875	50.844	35.837	2:17.556
6	47.751	47.709	35.583	2:11.043	4	50.854	52.783	39.300	2:22.937
7	49.019	52.484	36.266	2:17.769	5	58.860	52.030	38.763	2:29.653
8	48.347	46.810	58.446	2:33.603	6	53.510	56.179	37.625	2:27.314
9	2:54.924	47.515	36.116	4:18.555	7	53.656	54.536	37.337	2:25.529
10	48.029	46.927	33.842	2:08.798	8	49.425	54.790	41.572	2:25.787
266 Michael JONES (NSW) (24th)					9	55.942	57.512	39.303	2:32.757
1	1:02.276	44.984	32.219	2:19.479	294 Koby HANTIS (NSW) (9th)				
2	47.323	43.369	32.410	2:03.102	1	57.706	43.131	30.738	2:11.575
3	47.214	44.225	32.462	2:03.901	2	43.345	41.301	29.621	1:54.267
4	44.975	43.946	31.611	2:00.532	3	43.926	40.676	29.205	1:53.807

Chief Timekeeper - Scott Laing

Race Director - Mark Hancock



www.computime.com.au
COMPUTIME RACE TIMING SYSTEMS PTY LTD



Round 2 Appin - NSW 19 March 2023



MAXXIS[®] TYRES

MAXXIS MX3 Moto 2


Date: 19/03/23
Event: R06
Weather: Sunny - Temp: 37C
Track: Rutted

Started at: 13:46:59
Laps: 20 Min + 1 Lap
Starters: 40
Posted at: 14:19

PROVISIONAL SPLIT TIMES

Lap	Split 1	Split 2	Split 3	Lap Time	Lap	Split 1	Split 2	Split 3	Lap Time
4	42.911	40.118	30.936	1:53.965	5	47.213	46.146	32.188	2:05.547
5	44.058	39.731	29.734	1:53.523	6	45.363	42.587	32.109	2:00.059
6	43.177	39.787	30.140	1:53.104	7	44.834	44.675	31.610	2:01.119
7	42.520	40.030	31.710	1:54.260	8	45.159	44.135	34.082	2:03.376
8	43.780	44.862	30.325	1:58.967	9	48.248	46.343	34.213	2:08.804
9	43.603	39.542	29.883	1:53.028	10	45.873	46.217	33.723	2:05.813
10	42.312	39.601	29.583	1:51.496	11	46.115	43.574	32.645	2:02.334
11	43.578	40.421	35.453	1:59.452					
12	42.717	41.731	31.806	1:56.254					
375 Jack KENNEY (VIC) (20th)					621 Deacon PAICE (WA) (15th)				
1	1:01.042	44.882	31.027	2:16.951	1	1:07.461	45.062	31.844	2:24.367
2	44.883	43.255	31.732	1:59.870	2	45.830	43.851	31.188	2:00.869
3	45.794	44.896	31.539	2:02.229	3	46.333	43.748	31.717	2:01.798
4	44.585	42.828	32.419	1:59.832	4	45.897	43.240	30.502	1:59.639
5	46.034	42.712	32.398	2:01.144	5	44.719	42.268	30.560	1:57.547
6	46.133	43.048	31.933	2:01.114	6	44.327	42.729	30.965	1:58.021
7	45.486	43.172	32.817	2:01.475	7	45.538	42.497	31.078	1:59.113
8	45.743	44.444	33.558	2:03.745	8	44.451	42.215	31.473	1:58.139
9	45.476	44.036	33.881	2:03.393	9	44.374	42.865	31.798	1:59.037
10	48.013	43.978	33.049	2:05.040	10	42.901	43.464	31.779	1:58.144
11	44.881	44.274	32.668	2:01.823	11	45.184	44.107	32.758	2:02.049
12	46.028	45.279	33.425	2:04.732	12	46.526	45.304	32.343	2:04.173
423 Zac O'LOAN (QLD) (DNF)					751 Angus PEARCE (TAS) (14th)				
1	1:11.673	48.311	33.627	2:33.611	1	1:00.929	45.620	31.351	2:17.900
2	46.582	45.355	31.876	2:03.813	2	44.424	44.048	32.247	2:00.719
3	47.055	44.965	39.003	2:11.023	3	45.628	44.463	31.694	2:01.785
4	51.343	48.571	1:20.230	3:00.144	4	46.416	43.793	30.170	2:00.379
5	43.621	47.270	37.088	2:07.979	5	44.751	43.512	31.533	1:59.796
6	51.884	46.237	45.151	2:23.272	6	43.863	42.551	30.378	1:56.792
7	56.176	55.943	39.033	2:31.152	7	44.981	41.546	31.489	1:58.016
505 Aidan WADDELL (NSW) (28th)					8	44.305	41.263	30.830	1:56.398
1	1:13.273	48.571	33.350	2:35.194	9	44.472	42.403	31.675	1:58.550
2	46.687	47.119	32.728	2:06.534	10	45.076	43.294	32.279	2:00.649
3	47.395	45.156	35.970	2:08.521	11	45.527	43.483	32.139	2:01.149
4	47.670	44.498	32.501	2:04.669	12	44.339	43.178	32.162	1:59.679

The results are provisional until the end of the time limit for protests and appeals.


Chief Timekeeper - Scott Laing


Race Director - Mark Hancock



www.computime.com.au
COMPUTIME RACE TIMING SYSTEMS PTY LTD





Round 2
Appin - NSW
19 March 2023



MAXXIS
 TYRES

MAXXIS MX3
Moto 2

Date: 19/03/23
 Event: R06
 Weather: Sunny - Temp: 37C
 Track: Rutted

Started at: 13:46:59
 Laps: 20 Min + 1 Lap
 Starters: 40
 Posted at: 14:19

PROVISIONAL FASTEST LAPS SEQUENCE

Lap	Race Pos	No	Name	Machine	Fastest Lap	On Lap
1	1	10	Ky WOODS (NSW)	GasGas MC 250	2:02.983	1
2	1	10	Ky WOODS (NSW)	GasGas MC 250	1:49.693	2
9	5	42	Jet ALSOP (QLD)	KTM SXF 250	1:49.504	9

The results are provisional until the end of the time limit for protests and appeals.

Scott Laing
 Chief Timekeeper - Scott Laing

Mark Hancock
 Race Director - Mark Hancock



www.computime.com.au
COMPUTIME RACE TIMING SYSTEMS PTY LTD





Round 2
Appin - NSW
19 March 2023



MAXXIS
 TYRES

MAXXIS MX3

Moto 2

Date: 19/03/23
 Event: R06
 Weather: Sunny - Temp: 37C
 Track: Rutted

Started at: 13:46:59
 Laps: 20 Min + 1 Lap
 Starters: 40
 Posted at: 14:19

PROVISIONAL LAP SHEET

No	Lap Time	Gap	No	Lap Time	Gap	No	Lap Time	Gap	No	Lap Time	Gap	No	Lap Time	Gap			
Lap 1			235	2:34.447	31.464	65	2:00.763	33.915	27	1:55.593	32.104	43	1:52.590	1.342	10	2:02.487	2.459
10	2:02.983		505	2:35.194	32.211	44	2:04.415	34.817	46	1:57.293	35.066	204	1:51.905	4.162	20	1:54.893	8.030
22	2:04.621	1.638	261	2:36.111	33.128	16	2:02.676	35.359	375	2:02.229	36.517	42	1:51.709	10.050	294	1:53.965	11.053
43	2:05.691	2.708	45	2:36.667	33.684	76	2:01.953	36.126	82	2:00.135	37.475	23	1:51.717	11.322	227	1:58.031	21.244
20	2:07.013	4.030	100	2:37.428	34.445	147	2:01.041	37.712	751	2:01.785	37.871	27	1:51.700	23.776	233	1:58.502	26.642
227	2:10.476	7.493	267	2:38.188	35.205	24	2:06.069	41.395	75	1:59.591	38.589	233	1:58.502	26.642	110	1:56.053	27.689
204	2:10.877	7.894	35	2:39.345	36.362	274	2:06.406	42.586	277	2:23.800	1 lap	46	1:53.435	28.473	82	1:57.183	34.630
294	2:11.575	8.592	38	2:56.486	53.503	87	2:05.998	44.379	7	2:01.303	43.181	82	1:57.183	34.630	375	1:59.832	36.321
42	2:12.353	9.370	12	3:19.468	1:16.48	423	2:03.813	44.748	266	2:03.901	43.949	75	1:58.422	36.983	751	2:00.379	38.222
233	2:14.724	11.741	Lap 2			45	2:02.701	46.692	621	2:01.798	44.501	7	2:00.175	43.328	621	1:59.639	44.112
23	2:15.412	12.429	10	1:49.693		251	2:07.476	47.485	16	2:01.386	46.888	266	2:00.532	44.453	16	1:59.099	45.959
375	2:16.951	13.968	22	1:52.556	4.501	235	2:06.668	48.439	76	2:01.309	47.578	76	1:59.537	47.087	65	1:59.622	48.376
751	2:17.900	14.917	43	1:52.057	5.072	505	2:06.534	49.052	65	2:04.724	48.782	65	1:59.622	48.376	44	2:00.561	50.239
110	2:18.793	15.810	277	4:00.311	1 lap	267	2:04.281	49.793	44	2:04.746	49.706	147	2:02.416	50.271	147	2:02.288	52.531
266	2:19.479	16.496	20	1:54.644	8.981	100	2:05.182	49.934	147	2:02.416	50.271	75	1:58.422	36.983	274	2:00.923	56.710
46	2:20.106	17.123	204	1:52.786	10.987	261	2:08.481	51.916	274	2:03.086	55.815	751	2:00.379	38.222	7	2:00.175	43.328
7	2:20.980	17.997	294	1:54.267	13.166	35	2:08.823	55.492	24	2:06.669	58.207	7	2:00.175	43.328	621	1:59.639	44.112
27	2:21.121	18.138	227	1:57.695	15.495	38	1:59.453	1:03.26	45	2:05.991	1:02.82	621	1:59.639	44.112	266	2:00.532	44.453
75	2:21.917	18.934	42	1:56.235	15.912	12	1:58.159	1:24.95	87	2:10.374	1:04.89	266	2:00.532	44.453	16	1:59.099	45.959
44	2:23.078	20.095	23	1:53.900	16.636	Lap 3			251	2:08.000	1:05.62	16	1:59.099	45.959	76	1:59.537	47.087
82	2:23.264	20.281	233	1:58.549	20.597	10	1:49.857		423	2:11.023	1:05.91	76	1:59.537	47.087	65	1:59.622	48.376
621	2:24.367	21.384	375	1:59.870	24.145	22	1:52.589	7.233	267	2:06.105	1:06.04	65	1:59.622	48.376	44	2:00.561	50.239
16	2:25.359	22.376	110	1:58.954	25.071	43	1:53.565	8.780	100	2:06.658	1:06.73	44	2:00.561	50.239	147	2:02.288	52.531
65	2:25.828	22.845	751	2:00.719	25.943	204	1:51.155	12.285	505	2:08.521	1:07.71	147	2:02.288	52.531	274	2:00.923	56.710
76	2:26.849	23.866	27	1:57.923	26.368	20	1:54.041	13.165	261	2:11.179	1:13.23	274	2:00.923	56.710	277	2:17.556	1 lap
24	2:28.002	25.019	82	1:56.609	27.197	294	1:53.807	17.116	38	2:00.578	1:13.98	277	2:17.556	1 lap	24	2:06.818	1:04.99
274	2:28.856	25.873	46	2:00.200	27.630	42	1:52.314	18.369	35	2:13.567	1:19.20	24	2:06.818	1:04.99	267	1:59.696	1:05.70
147	2:29.347	26.364	75	1:59.614	28.855	23	1:52.854	19.633	235	2:22.125	1:20.70	267	1:59.696	1:05.70	87	2:02.607	1:07.47
87	2:31.057	28.074	266	2:03.102	29.905	227	1:57.603	23.241	12	1:59.980	1:35.07	87	2:02.607	1:07.47	100	2:01.840	1:08.54
251	2:32.685	29.702	7	2:03.431	31.735	233	1:57.428	28.168	Lap 4			100	2:01.840	1:08.54	251	2:05.887	1:11.48
423	2:33.611	30.628	621	2:00.869	32.560	110	1:56.450	31.664	22	1:52.795		251	2:05.887	1:11.48	505	2:04.669	1:12.35

Scott Laing
 Chief Timekeeper - Scott Laing

Mark Hancock
 Race Director - Mark Hancock



www.computime.com.au
COMPUTIME RACE TIMING SYSTEMS PTY LTD





Round 2
Appin - NSW
19 March 2023



MAXXIS®
 TYRES

MAXXIS MX3

Moto 2

Date: 19/03/23
 Event: R06
 Weather: Sunny - Temp: 37C
 Track: Rutted

Started at: 13:46:59
 Laps: 20 Min + 1 Lap
 Starters: 40
 Posted at: 14:19

PROVISIONAL LAP SHEET

No	Lap Time	Gap	No	Lap Time	Gap	No	Lap Time	Gap	No	Lap Time	Gap	No	Lap Time	Gap
45	2:12.139	1:14.93	147	2:01.101	1:02.15	75	1:57.169	45.445	35	2:14.769	1 lap	42	1:53.711	5.579
38	2:04.231	1:18.18	274	2:00.700	1:05.92	227	2:04.393	47.457	277	2:29.653	2 laps	251	2:14.219	1 lap
261	2:08.403	1:21.61	267	2:01.786	1:16.01	751	1:56.792	52.057	294	1:54.260	18.699	43	1:58.072	14.257
35	2:09.503	1:28.67	87	2:01.538	1:17.53	375	2:01.114	55.826	27	1:51.891	26.503	23	1:56.487	14.686
12	1:59.164	1:34.21	100	2:01.831	1:18.89	621	1:58.021	56.927	46	1:49.969	28.258	20	1:57.262	16.965
Lap 5			24	2:06.966	1:20.48	76	1:57.105	1:01.95	235	2:01.502	1 lap	24	2:10.855	1 lap
22	1:51.481		45	2:00.177	1:23.63	65	1:59.783	1:05.51	110	1:56.064	40.178	294	1:58.967	22.126
10	1:50.458	1.436	7	2:33.094	1:24.94	16	2:02.812	1:06.98	82	1:57.849	52.092	7	2:05.874	1 lap
43	1:53.123	2.984	505	2:05.547	1:26.42	44	2:00.858	1:08.29	75	1:57.520	52.477	27	1:54.690	25.653
204	1:50.723	3.404	251	2:07.581	1:27.58	266	2:02.118	1:08.71	233	2:00.817	54.328	261	2:17.769	1 lap
42	1:49.930	8.499	38	2:01.225	1:27.93	147	2:02.468	1:13.34	227	2:02.139	59.108	46	1:54.794	27.512
20	1:54.204	10.753	277	2:22.937	1 lap	274	2:00.049	1:14.70	751	1:58.016	59.585	35	2:12.980	1 lap
23	1:51.428	11.269	261	2:05.135	1:35.26	267	1:59.385	1:24.12	423	2:23.272	1 lap	110	1:57.684	42.322
294	1:53.523	13.095	12	1:59.741	1:42.47	87	2:01.816	1:28.07	621	1:59.113	1:05.55	277	2:27.314	2 laps
423	3:00.144	1 lap	35	2:07.358	1:44.55	505	2:00.059	1:35.21	375	2:01.475	1:06.81	235	2:07.546	1 lap
235	2:48.350	1 lap	Lap 6			45	2:05.670	1:38.03	76	1:58.281	1:09.75	75	1:55.621	52.558
27	1:51.441	23.736	22	1:51.272		38	2:02.096	1:38.75	65	1:57.101	1:12.13	82	1:59.249	55.801
46	1:52.322	29.314	10	1:50.722	.886	100	2:15.047	1:42.67	16	2:00.959	1:17.45	233	1:59.940	58.728
110	1:54.987	31.195	204	1:51.396	3.528	251	2:07.918	1:44.23	44	2:00.800	1:18.61	751	1:56.398	1:00.44
227	2:04.573	34.336	43	1:53.350	5.062	Lap 7			266	2:01.517	1:19.74	227	2:02.576	1:06.14
233	1:59.875	35.036	42	1:49.872	7.099	22	1:50.488		274	1:59.706	1:23.92	621	1:58.139	1:08.15
82	1:54.678	37.827	20	1:51.867	11.348	10	1:50.464	.862	147	2:04.170	1:27.02	76	1:59.184	1:13.39
75	1:54.046	39.548	23	1:51.531	11.528	12	2:01.634	1 lap	87	2:03.321	1:40.90	375	2:03.745	1:15.01
375	2:01.144	45.984	294	1:53.104	14.927	24	2:24.438	1 lap	505	2:01.119	1:45.84	65	1:59.405	1:15.99
751	1:59.796	46.537	27	1:52.636	25.100	204	1:51.311	4.351	45	2:02.046	1:49.58	16	2:01.072	1:22.98
621	1:57.547	50.178	235	2:01.522	1 lap	261	2:11.043	1 lap	38	2:02.627	1:50.89	44	2:01.137	1:24.20
16	2:00.966	55.444	46	1:50.735	28.777	42	1:50.797	7.408	Lap 8			266	2:01.729	1:25.93
76	2:00.518	56.124	423	2:07.979	1 lap	43	1:57.151	11.725	22	1:55.540		274	2:01.487	1:29.87
65	2:00.112	57.007	110	1:54.679	34.602	7	2:30.397	1 lap	10	1:55.589	.911	267	3:56.351	1 lap
266	2:04.895	57.867	233	2:00.235	43.999	23	1:52.699	13.739	204	1:53.854	2.665	147	2:03.793	1:35.28
44	1:59.955	58.713	82	1:58.176	44.731	20	1:54.383	15.243	100	2:08.489	1 lap	423	2:31.152	1 lap
												87	2:03.451	1:48.82

Scott Laing
 Chief Timekeeper - Scott Laing

Mark Hancock
 Race Director - Mark Hancock



www.computime.com.au
COMPUTIME RACE TIMING SYSTEMS PTY LTD





Round 2 Appin - NSW 19 March 2023



MAXXIS[®] TYRES

MAXXIS MX3

Moto 2

Date: 19/03/23
Event: R06
Weather: Sunny - Temp: 37C
Track: Rutted

Started at: 13:46:59
Laps: 20 Min + 1 Lap
Starters: 40
Posted at: 14:19

PROVISIONAL LAP SHEET

No	Lap Time	Gap	No	Lap Time	Gap	No	Lap Time	Gap	No	Lap Time	Gap	No	Lap Time	Gap			
Lap 9			375	2:03.393	1:25.98	621	1:58.144	1:19.52	82	1:59.600	1:15.92	505	2:02.334	1 lap	277	2:32.757	3 laps
22	1:52.430		16	2:00.004	1:30.56	233	2:07.258	1:22.63	45	2:56.671	1 lap	110	2:00.356	1:02.58	75	1:56.008	1:03.67
10	1:51.778	.259	44	2:02.297	1:34.07	76	1:58.448	1:24.50	251	2:15.634	1 lap	751	2:01.149	1:24.59	100	2:08.780	1 lap
505	2:03.376	1 lap	266	2:01.375	1:34.87	227	2:03.203	1:26.72	751	2:01.149	1:24.59	235	2:02.890	1 lap	7	2:06.362	1 lap
204	1:51.423	1.658	274	1:59.634	1:37.07	65	2:00.684	1:31.17	35	2:09.399	1 lap	621	2:02.049	1:31.18	82	1:59.095	1:20.62
42	1:49.504	2.653	147	2:04.600	1:47.45	375	2:05.040	1:37.63	621	2:02.049	1:31.18	233	2:01.149	1:33.39	24	2:08.174	1 lap
45	2:03.710	1 lap	Lap 10			16	2:01.491	1:38.67	76	2:01.128	1:35.24	751	1:59.679	1:29.87			
38	2:04.245	1 lap	22	1:53.382		44	2:01.396	1:42.08	233	2:01.149	1:33.39	45	2:09.210	1 lap			
23	1:51.866	14.122	10	1:53.615	.492	274	2:00.069	1:43.76	76	2:01.128	1:35.24	235	2:04.837	1 lap			
43	1:54.739	16.566	204	1:53.137	1.413	266	2:03.732	1:45.22	65	2:00.240	1:41.02	35	2:05.604	1 lap			
100	2:07.401	1 lap	42	1:52.626	1.897	Lap 11			261	4:18.555	2 laps	35	2:05.604	1 lap			
20	1:55.899	20.434	87	2:04.469	1 lap	22	1:50.386		375	2:01.823	1:49.07	621	2:04.173	1:40.96			
294	1:53.028	22.724	45	1:59.878	1 lap	10	1:51.456	1.562	16	2:02.992	1:51.27	233	2:02.995	1:41.99			
27	1:50.327	23.550	23	1:51.296	12.036	204	1:51.419	2.446	233	2:02.995	1:41.99	76	2:01.426	1:42.27			
46	1:51.737	26.819	38	2:00.553	1 lap	42	1:52.075	3.586	227	2:03.517	1:39.85	251	2:18.725	1 lap			
24	2:08.662	1 lap	505	2:08.804	1 lap	277	2:25.787	3 laps	65	2:00.240	1:41.02	227	2:02.414	1:47.87			
7	2:04.239	1 lap	43	1:54.278	17.462	147	2:09.306	1 lap	204	1:53.083	1.136	65	2:02.909	1:49.54			
251	2:16.511	1 lap	294	1:51.496	20.838	23	1:53.482	15.132	44	2:05.495	1 lap	261	2:08.798	2 laps			
110	1:56.410	46.302	27	1:51.254	21.422	87	2:02.144	1 lap	274	2:05.185	1 lap	375	2:04.732	1:59.41			
35	2:10.776	1 lap	20	1:58.635	25.687	43	1:55.496	22.572	10	1:58.265	5.434	16	2:09.638	2:06.52			
75	1:53.843	53.971	46	1:52.892	26.329	38	2:00.394	1 lap	266	2:08.344	1 lap						
82	1:59.668	1:03.03	100	2:08.121	1 lap	27	1:54.628	25.664	42	2:01.206	10.399						
235	2:07.786	1 lap	7	2:03.295	1 lap	46	1:52.852	28.795	23	1:49.915	10.654						
751	1:58.550	1:06.56	24	2:06.836	1 lap	294	1:59.452	29.904	43	1:55.878	24.057						
261	2:33.603	1 lap	110	1:56.490	49.410	505	2:05.813	1 lap	27	1:53.116	24.387						
233	2:02.460	1:08.75	75	1:55.132	55.721	20	1:58.179	33.480	147	2:07.635	1 lap						
621	1:59.037	1:14.75	251	2:12.976	1 lap	100	2:07.691	1 lap	46	1:51.988	26.390						
227	2:03.186	1:16.90	82	1:57.050	1:06.70	110	1:57.602	56.626	87	2:02.801	1 lap						
76	1:58.474	1:19.43	35	2:10.095	1 lap	7	2:06.625	1 lap	294	1:56.254	31.765						
277	2:25.529	2 laps	751	2:00.649	1:13.83	75	1:56.728	1:02.06	38	2:03.589	1 lap						
65	2:00.303	1:23.86	235	2:02.241	1 lap	24	2:10.581	1 lap	20	1:57.091	36.178						

The results are provisional until the end of the time limit for protests and appeals.

Scott Laing
Chief Timekeeper - Scott Laing

Mark Hancock
Race Director - Mark Hancock



www.computime.com.au
COMPUTIME RACE TIMING SYSTEMS PTY LTD





Round 2 Appin - NSW 19 March 2023



MAXXIS[®] TYRES

MAXXIS MX3

Moto 2

Date: 19/03/23
Event: R06
Weather: Sunny - Temp: 37C
Track: Rutted

Started at: 13:46:59
Laps: 20 Min + 1 Lap
Starters: 40
Posted at: 14:19

PROVISIONAL LAP CHART

Name	Grid	1	2	3	4	5	6	7	8	9	10	11	12	Name
K. WOODS	16	16	16	16	22	22	22	22	22	22	22	22	22	C. TOWILL
J. MATHER	43	22	22	22	43	10	10	10	10	10	10	10	10	L. OWENS
L. OWENS	204	43	43	43	10	43	204	204	204	204	204	204	10	K. WOODS
C. TOWILL	22	20	20	204	204	204	43	42	42	42	42	42	42	J. ALSOP
K. DREW	46	227	204	20	20	42	42	43	43	23	23	23	23	B. DENNIS
C. WILLIAMS	82	204	294	294	42	20	20	23	23	43	43	43	43	J. MATHER
J. ALSOP	42	294	227	42	294	23	23	20	20	20	294	27	27	S. BURCHELL
K. HANTIS	294	42	42	23	23	294	294	294	294	294	27	46	46	K. DREW
B. DENNIS	23	233	23	227	227	27	27	27	27	27	20	294	294	K. HANTIS
S. SHACKLETON	65	23	233	233	27	46	46	46	46	46	46	20	20	K. KINGSFORD
K. KINGSFORD	20	375	375	110	233	110	110	110	110	110	110	110	110	R. KING
T. OLANDER	75	751	110	27	110	227	233	82	75	75	75	75	75	T. OLANDER
S. BURCHELL	27	110	751	46	46	233	82	75	82	82	82	82	82	C. WILLIAMS
K. ROSSANDICH	267	266	27	375	82	82	75	233	233	751	751	751	751	A. PEARCE
D. PAICE	621	46	82	82	375	75	227	227	751	233	621	621	621	D. PAICE
F. TAYLOR	147	7	46	751	75	375	751	751	227	621	233	233	233	K. DYCE
F. MANSON	227	27	75	75	751	751	375	621	621	227	76	76	76	H. MCINNES
A. PEARCE	751	75	266	7	7	621	621	375	76	76	227	227	227	F. MANSON
C. ROWE	277	44	7	266	621	16	76	76	375	65	65	65	65	S. SHACKLETON
J. KENNEY	375	82	621	621	266	76	65	65	65	375	375	375	375	J. KENNEY
R. KING	140	621	65	16	16	65	16	16	16	16	16	16	16	J. SALIH
A. WADDELL	505	16	44	76	76	266	44	44	44	44	44	44	44	J. RUMENS
K. DYCE	233	65	16	65	65	44	266	266	266	266	274	274	274	O. PATERNO
H. MCINNES	76	76	76	44	44	147	147	274	274	274	266	266	266	M. JONES
T. LINDSAY	7	24	147	147	147	274	274	147	147	147	147	147	147	F. TAYLOR
W. CARPENTER	87	274	24	274	274	267	267	87	87	87	87	87	87	W. CARPENTER
Z. O'LOAN	423	147	274	24	24	87	87	505	505	45	38	38	38	K. STRODE
J. SALIH	16	87	87	45	267	100	505	45	45	38	505	505	505	A. WADDELL
O. PATERNO	274	251	423	87	87	24	45	38	38	505	100	100	100	R. VAN DEVENTER
K. TATE	45	423	45	251	100	45	38	100	100	100	7	7	7	T. LINDSAY
L. SAYER	24	235	251	423	251	7	100	251	24	7	24	24	24	L. SAYER
J. BYRNE	12	505	235	267	505	505	251	24	7	24	45	45	45	K. TATE
J. RUMENS	44	261	505	100	45	251	12	7	251	251	251	235	235	J. BURTON
K. STRODE	38	45	267	505	38	38	24	261	35	35	235	35	35	R. PITMAN
R. VAN DEVENTER	100	100	100	261	261	261	261	35	235	235	35	251	251	R. HOLYOAK
M. JONES	266	267	261	38	35	12	7	235	261	261	261	261	261	L. STEVENS
J. BURTON	235	35	35	35	12	35	35	267	277	277				C. ROWE
L. STEVENS	261	38	38	235	423	235	235	423	423					Z. O'LOAN
R. PITMAN	35	12	12	12	235	423	423	277						
R. HOLYOAK	251	277	277	277	277	277	277							

The results are provisional until the end of the time limit for protests and appeals.

Scott Laing
Chief Timekeeper - Scott Laing

Mark Hancock
Race Director - Mark Hancock



www.computime.com.au
COMPUTIME RACE TIMING SYSTEMS PTY LTD





Round 2
Appin - NSW
19 March 2023



MAXXIS®
TYRES

MAXXIS MX3
PROVISIONAL ROUND POINTS

MAXXIS MX3

Pos	No	Name	Machine	Rnd 2 Moto 1	Rnd 2 Moto 2	Total
1	10	Ky WOODS	GasGas	25	20	45
2	204	Liam OWENS	Husqvarna	16	22	38
3	23	Byron DENNIS	GasGas	22	16	38
4	43	Jack MATHER	Husqvarna	20	15	35
5	22	Connor TOWILL	KTM	8	25	33
6	46	Kobe DREW	Yamaha	18	13	31
7	27	Seth BURCHELL	Yamaha	15	14	29
8	294	Koby HANTIS	Yamaha	13	12	25
9	20	Kayd KINGSFORD	Yamaha	11	11	22
10	110	Rian KING	KTM	12	10	22
11	82	Cambell WILLIAMS	Kawasaki	14	8	22
12	42	Jet ALSOP	KTM		18	18
13	65	Seth SHACKLETON	Honda	10	2	12
14	76	Hixson MCINNES	Honda	7	4	11
15	621	Deacon PAICE	Yamaha	4	6	10
16	233	Kallam DYCE	GasGas	5	5	10
17	75	Travis OLANDER	Husqvarna		9	9
18	16	Jacob SALIH	KTM	9		9
19	751	Angus PEARCE	Yamaha		7	7
20	147	Frederick TAYLOR	GasGas	6		6
21	227	Finley MANSON	KTM		3	3
22	45	Koby TATE	Yamaha	3		3
23	38	Kayden STRODE	Honda	2		2
24	375	Jack KENNEY	KTM		1	1
25	277	Cooper ROWE	Husqvarna	1		1


Chief Timekeeper - Scott Laing


Race Director - Mark Hancock



www.computime.com.au
COMPUTIME RACE TIMING SYSTEMS PTY LTD





Round 2
Appin - NSW
19 March 2023



MAXXIS®
TYRES

MAXXIS MX3
PROVISIONAL PROGRESSIVE CHAMPIONSHIP POINTS

MAXXIS MX3

Pos	No	Name	Machine	Rnd 2 Moto 1	Rnd 2 Moto 2	Total
1	10	Ky WOODS	GasGas	25	20	45
2	204	Liam OWENS	Husqvarna	16	22	38
3	23	Byron DENNIS	GasGas	22	16	38
4	43	Jack MATHER	Husqvarna	20	15	35
5	22	Connor TOWILL	KTM	8	25	33
6	46	Kobe DREW	Yamaha	18	13	31
7	27	Seth BURCHELL	Yamaha	15	14	29
8	294	Koby HANTIS	Yamaha	13	12	25
9	82	Cambell WILLIAMS	Kawasaki	14	8	22
10	110	Rian KING	KTM	12	10	22
11	20	Kayd KINGSFORD	Yamaha	11	11	22
12	42	Jet ALSOP	KTM		18	18
13	65	Seth SHACKLETON	Honda	10	2	12
14	76	Hixson MCINNES	Honda	7	4	11
15	621	Deacon PAICE	Yamaha	4	6	10
16	233	Kallam DYCE	GasGas	5	5	10
17	16	Jacob SALIH	KTM	9		9
18	75	Travis OLANDER	Husqvarna		9	9
19	751	Angus PEARCE	Yamaha		7	7
20	147	Frederick TAYLOR	GasGas	6		6
21	227	Finley MANSON	KTM		3	3
22	45	Koby TATE	Yamaha	3		3
23	38	Kayden STRODE	Honda	2		2
24	277	Cooper ROWE	Husqvarna	1		1
25	375	Jack KENNEY	KTM		1	1


Chief Timekeeper - Scott Laing


Race Director - Mark Hancock



www.computime.com.au
COMPUTIME RACE TIMING SYSTEMS PTY LTD





**Round 2
Appin - NSW
19 March 2023**



MAXXIS[®]
TYRES

**MAXXIS MX3
Moto 2**

Date: 19/03/23
Event: R06
Weather: Sunny - Temp: 37C
Track: Rutted

Started at: 13:46:59
Laps: 20 Min + 1 Lap
Starters: 40
Posted at: 14:19

PROVISIONAL RACE INFORMATION

Time	Description
13:42:00	SIGHTING LAP STARTED
13:46:59	Event Start
13:47:45	Rider 22 (Connor TOWILL) HOLESHOT
14:09:41	Chequered Flag
14:11:59	Event Finish

The results are provisional until the end of the time limit for protests and appeals.


.....
Chief Timekeeper - Scott Laing


.....
Race Director - Mark Hancock



www.computime.com.au
COMPUTIME RACE TIMING SYSTEMS PTY LTD

